



**MFA P-367 and P-367V**  
**DISPOSIBLE PARTICULATE RESPIRATORS**  
 Respiratory Mask for Protection Against  
 Low Level Hazardous Solid and Water Based Aerosols  
**Class: FFP3**

## TECHNICAL DATASHEET

### PRACTICAL PERFORMANCE RESULTS

High Filtration  
 Low Breathing Resistance.

Sodium Chloride Penetration*	Requirement**	<b>42%</b> Better Result
<b>0,578 %</b>	<b>≤ 1 %</b>	
Paraffin Penetration***	Requirement**	<b>37%</b> Better Result
<b>0,63 %</b>	<b>≤ 1 %</b>	
Inhalation Resistance****	Requirement**	<b>66%</b> Better Result
<b>103,40 Pa</b>	<b>≤ 300 Pa</b>	
Exhalation Resistance*****	Requirement**	<b>54%</b> Better Result
<b>139 Pa</b>	<b>≤ 300 Pa</b>	

\* Average of Test Results of Penetration for Sodium Chloride (Flow Rate % 1.6 dm<sup>3</sup> s<sup>-1</sup>)

\*\* Requirements in accordance with EN 149:2001 + A1: 2009

\*\*\* Average of Test Results of Penetration for Paraffin Oil Mist (Flow Rate % 1.6 dm<sup>3</sup> s<sup>-1</sup>)

\*\*\*\* Average of Test Results of Inhalation Resistance (Flow rate 1,6 dm<sup>3</sup> s<sup>-1</sup>)

\*\*\*\*\* Average of Test Results of Exhalation Resistance (Flow rate 2,7 dm<sup>3</sup> s<sup>-1</sup>)

#### Materials

Straps	: Featured Latex Free Knitted Headbands
Staples	: Steel
Nose Foam	: Polyurethane
Nose Clip	: Steel is plating with zinc
Filter	: Polypropylene
Layers	: Polypropylene
Valve	: Polypropylene
Valve Diaphragm	: TPI

#### Approval

Our disposable particulate respirators has been tested and certificated by the BSI, Notified Body of the European Community (Number 0086). The filtering half masks produced true the relevant EU directives 89/686/EEC (EU 2016/425) by European Union, standards from EN 149: 2001 + A1: 2009 FFP3 NR D and CE marked.

#### Designations:

NR = Non Reusable (Single Shift Use Only)

D = Meets The Clogging Resistance Requirements

#### Certificates

CE EN 149:2001+A1:2009 NR D

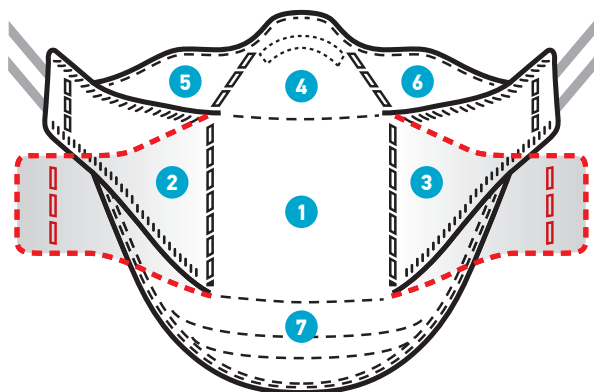
ISO 9001:2008 Quality Management System

ISO 13485: 2003 Medical Device Manufacturing Quality Management System

## FEATURES / Product Description

The Eagle has a fantastic anatomical structure. The shape and size of the Eagle's wings work with the air currents to keep the Eagle flying high. The anatomical structure of the eagle has been the main source of inspiration for the geometric shape of MFA P Series Respirator. The MFA Team is dedicated to producing premium well designed respirators with structural distinction and lasting comfort.

### 7 different dynamic points which provide excellent fitting



- 1 The mouth area is square-shaped with a strong structure and a large internal space.
- 2 The right wing will automatically shape to the face structure of the wearer.
- 3 The left wing will automatically shape to the face structure of the wearer.
- 4 The nose area is designed to be very flexible and it is compatible with all nose shapes and sizes.
- 5 The upper right part automatically shapes to the temporal bone of the wearer.
- 6 The upper left part automatically shapes to the temporal bone of the wearer.
- 7 The chin section shapes itself to the chin structure of the wearer.

- The 7 dynamic parts of the mask provide excellent facial movement with maximum comfort
- Foaming located on the inside of the mask provides comfort on the skin and nose
- Specially designed nose clip which keeps its flexibility even after prolonged usage and fits any nose shape or size
- The balance between the flexibility and pressure of the knitted headbands makes for increased comfort. They also will not lose flexibility or pressure in hot or cold working conditions
- Specially designed exhalation valves (MODEL P-367V) work efficiently to reduce the heat inside the mask and provides comfortable use in hot and humid conditions
- Dolomite dust test certified can provide protection for a minimum of 8 hours
- Has high filtration, low breathing resistance and is easy to store
- Does not cause skin irritation
- Comfortable and easy to use for workers with a wide variety of work security equipment such as helmets, safety glasses, ear plugs etc.

### WHAT IS DOLOMITE DUST TEST?

This is an optional performance test defined in EN 149: 2001+A1:2009 standard. It demonstrates that the mask provides efficient protection for minimum 8 hours. The masks passing this test bear “D” marking (e.g. FFP3 D). Choose the masks with “D” marking while purchasing them and make sure that your mask can be used safely for minimum 8 hours.

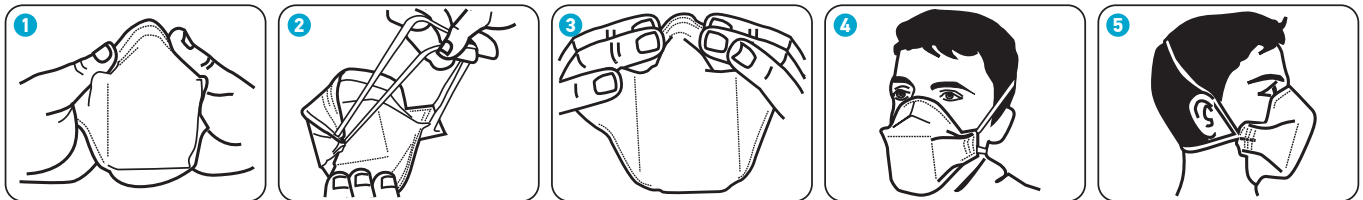


**MFA P-367 and P-367V**  
**DISPOSIBLE PARTICULATE RESPIRATORS**  
 Respiratory Mask for Protection Against  
 Low Level Hazardous Solid and Water Based Aerosols  
**Class: FFP3**

**TECHNICAL DATASHEET**

**Fitting Instructions**

Before fitting the respirator, ensure hands are clean. With reverse side up and using the tab, separate top and



1. Hold the respirator in hand with the nose-piece at your fingertips. Allow headbands to hang freely below hand.
2. Cup the respirator firmly against your face with the nosepiece on the bridge of your nose.
3. Stretch and pull the lower headband over the head and position below your ears. Stretch and pull the top headband on the back of your head above your ears
4. Press soft nosepiece to conform snugly around the nose.
5. To test fit for respirator without exhalation valve: cup both hands over the respirator and inhale sharply. A negative pressure should be felt inside respirator. If air flows around your nose, tighten the nosepiece. If air leaks around the edges, reposition the headband for better fit.

**IMPORTANT:** As with the use of any respiratory device, the wearer must first be trained in the proper use of the product. Change respirator immediately if breathing becomes difficult or respirator becomes damaged or distorted, or a proper face fit cannot be maintained. Careful observance of these instructions is an important step in safe respirator use.

**CONTROLS BEFORE USAGE**

- Before use, read the instructions carefully
- Check the date of the end of shelf life
- Check the suitability of the mask to the area where used, looking at the signs on the mask.
- Check the head bandages of the mask.
- Check the nose clips of the mask.
- Check the mask if there is a damage or not before use.

**Fit Check**

Cover the front of the respirator with both hands being careful not to disturb its fit.

- (a) UNVALVED respirator - EXHALE sharply
- (b) VALVED respirator - INHALE sharply.

If air leaks around the nose, re-adjust the nose clip to eliminate leakage. Repeat the above fit check.

If air leaks at the respirator edges, work the straps back along the sides of the head to eliminate leakage. Repeat the above fit check.

If you CANNOT achieve a proper fit DO NOT enter the hazardous area. See your supervisor.

Users should be fit tested in accordance with national requirements.



**MFA P-367 and P-367V**  
**DISPOSIBLE PARTICULATE RESPIRATORS**  
 Respiratory Mask for Protection Against  
 Low Level Hazardous Solid and Water Based Aerosols  
**Class: FFP3**

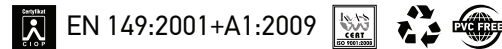
**TECHNICAL DATASHEET**

**Warning and Use Limitations**

1. Failure to follow all instructions and limitations on the use of this product could reduce the effectiveness of respirator and result in sickness or death.
2. A properly selected respirator is essential to protect your health. Before using this respirator, consult an Industrial Hygienist or Occupational Safety Professional to determine the suitability for your intended use.
3. This product does not supply oxygen. Use only in adequately ventilated areas containing sufficient oxygen to support life. Do not use this respirator when oxygen concentration is less than 19%.
4. Do not use when concentrations of contaminants are immediately dangerous to health or life.
5. Do not use explosive atmospheres.
6. Leave work area immediately and return to fresh air if (a) breathing becomes difficult, or (b) dizziness or other distress occurs.
7. Facial hairs or beards and certain facial characteristics may reduce the effectiveness of this respirator.
8. Never alter or modify this respirator in any way.
9. NR - Only for single use. No maintenance necessary. Discard the used respirator after single use.
10. Keep respirators in the display box away from direct sunlight until use.

**MARKING:**

MFA P-367 and MFA P-367V FFP3 NR D  0086



**STORAGE**

- Must be kept in their original package.
- In the storage area, temperature must be between -20 °C / +40 °C
- Moist must not be more than % 90.
- If kept under these conditions, shelf life is 5 years.

**PACKAGING DETAILS**

**P-367** Each Mask Individually Packed  
 20 pcs in One Box/ 20 pcs in One Carton  
 400 pcs in Total

**P-367-V** Each Mask Individually Packed  
 15 pcs in One Box/ 20 pcs in One Carton  
 300 pcs in Total

Maximum mass of products:

Unvalved (Model P-367) = 10,5g

Valved (Model P-367V) = 15,5g

**SYMBOLS AND PICTOGRAMS**

